

BRANDMODELS

KELLY DOWDLE

HAIR: BLONDE

EYES: BLUE

HEIGHT: 5' 9"

CHEST: 34C

WAIST: 26

HIPS: 35

DRESS: 4

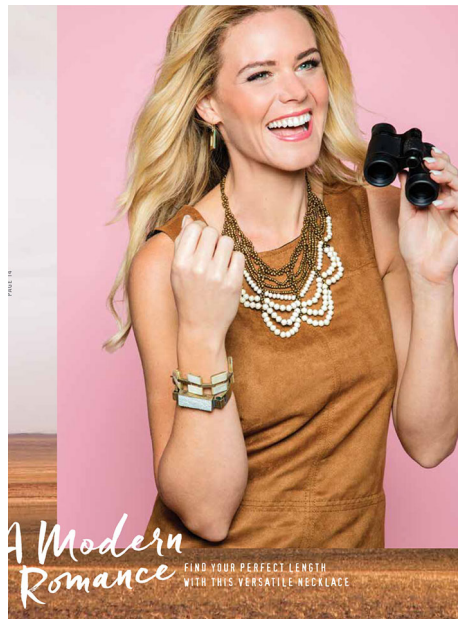

SHOE: 9
















Through the looking glass
ELEGANT STYLES FEATURING HANDCRAFTED GLASSWORK

NEW • SHEN SONG NECKLACE • Gold, Handcrafted Glass Beads, Mixed Metal, 30" L, 1" Extender Chain, NESS18 508
• EVEREST BRANDED HATS • Glass Bead Brim, Mixed Metal, 2 1/2" Diameter, BEV18F 528
• GLASSWORK EARRINGS • Gold, Hand-Cut Glass, Brass, 1 1/2" L, 5/16" GAUGE ST18

Handmade in Haiti
THE MERIDIAN CLUTCH IS DESIGNED FOR THE GIRL ON THE GO







